

Beauty and the Beast-- Healthcare Pay for Performance (Healthcare, Cars, and Toilet Paper)

Dan Trajano, MD, MBA

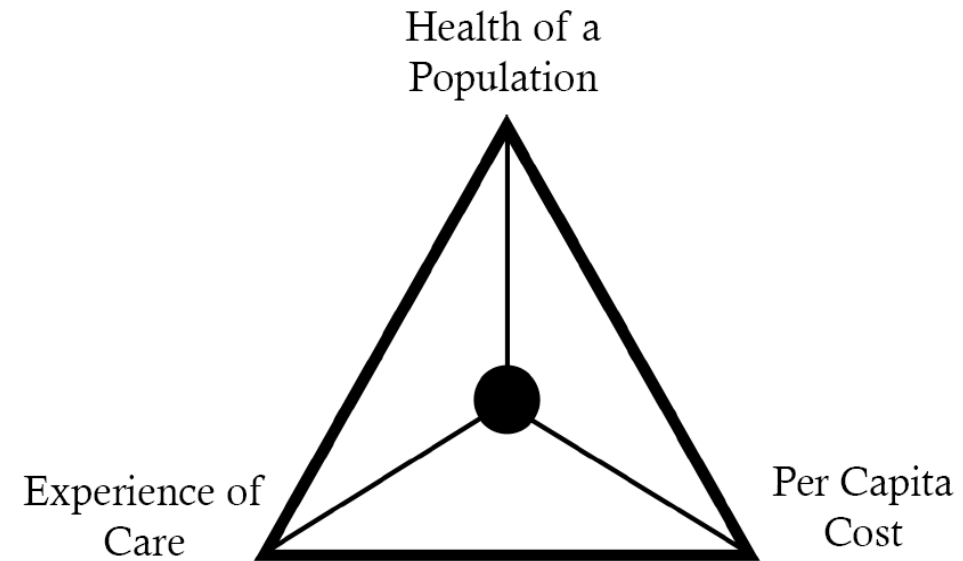
Vice President, Executive Medical Director, Population Health

HealthEast Care System

"The best health care is the very least health care we need to gain the long, full and joyous lives that we really want. **The best hospital bed is empty, not full. The best CT scan is the one we don't need to take. The best doctor visit is the one we don't need to have.**"

Donald Berwick, MD

[New York Times 2010](#)

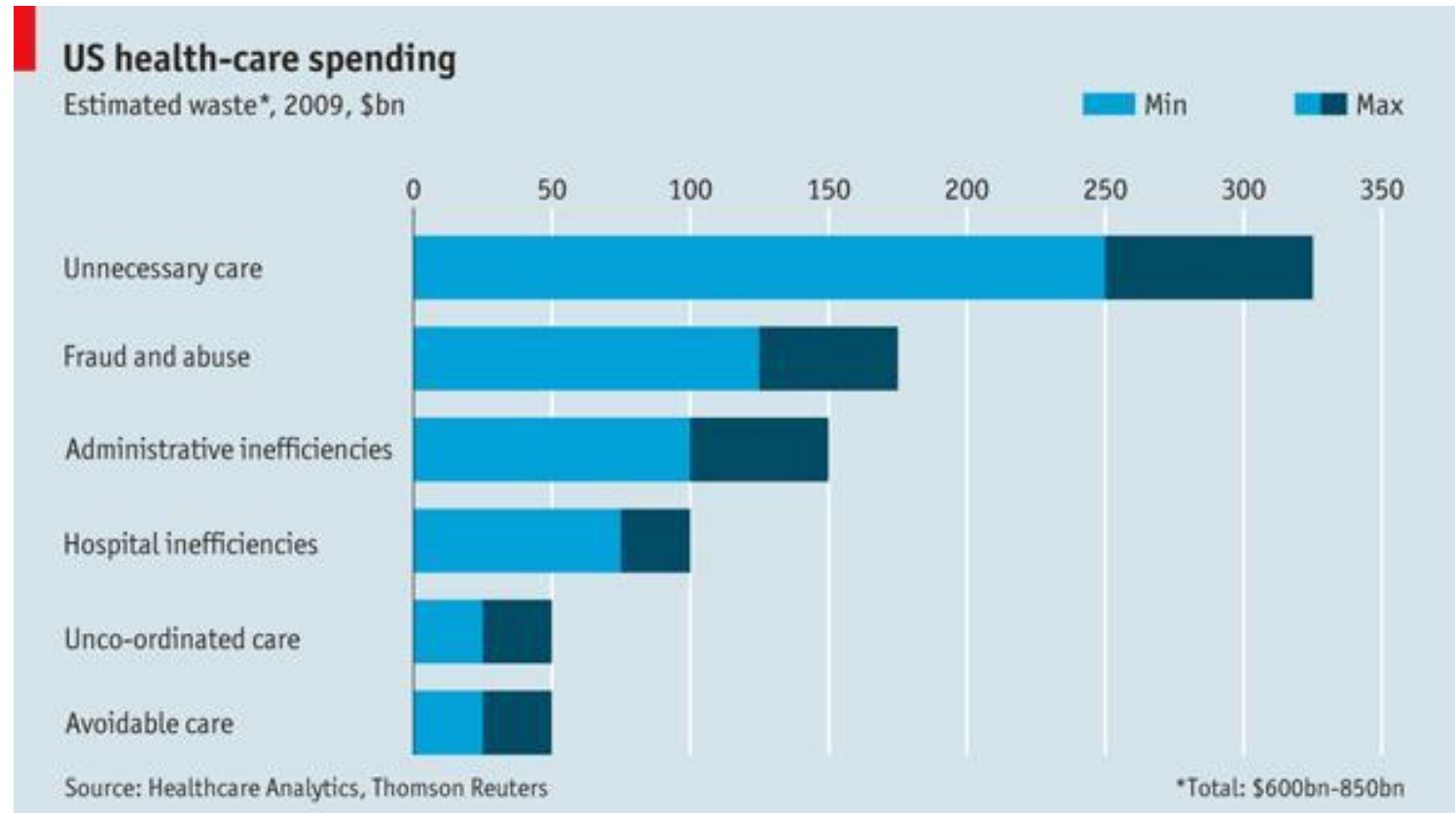


The *Triple Aim*

Source: <http://www.ihl.org/engage/initiatives/TripleAim/Pages/default.aspx>

“...one man’s \$200 billion in waste is another man’s \$200 billion profit stream.”

Newt Gingrich



Source: <http://www.economist.com/blogs/dailychart/2011/06/us-health-care-spending>

Health Care Spending, 2013

	Total health care spending per capita ^e	Real average annual growth rate per capita		Current health care spending per capita, by source of financing ^{e,f}		
		2003–2009	2009–2013	Public	Private Out-of-pocket	Other
Australia	\$4,115 ^a	2.70%	2.42% ^c	\$2,614 ^a	\$771 ^a	\$480 ^a
Canada	\$4,569	3.15%	0.22%	\$3,074	\$623	\$654
Denmark	\$4,847	3.32%	-0.17%	\$3,841	\$625	\$88
France	\$4,361	1.72%	1.35%	\$3,247	\$277	\$600
Germany	\$4,920	2.01%	1.95%	\$3,677	\$649	\$492
Japan	\$3,713	3.08%	3.83%	\$2,965 ^a	\$503 ^a	\$124 ^a
Netherlands	\$5,131 ^d	4.75% ^d	1.73% ^d	\$4,495	\$270	\$366
New Zealand	\$3,855	6.11% ^b	0.82%	\$2,656	\$420	\$251
Norway	\$6,170	1.59%	1.40%	\$4,981	\$855	\$26
Sweden	\$5,153	1.82% ^d	6.95% ^d	\$4,126	\$726	\$53
Switzerland	\$6,325 ^d	1.42% ^d	2.54% ^d	\$4,178	\$1,630	\$454
United Kingdom	\$3,364	4.00%	-0.88%	\$2,802	\$321	\$240
United States^e	\$9,086	2.47%	1.50%	\$4,197	\$1,074	\$3,442
OECD median	\$3,661	3.10%	1.24%	\$2,598	\$625	\$181

^a 2012. ^b 2002–2009. ^c 2009–2012.

^d Current spending only; excludes spending on capital formation of health care providers.

^e Adjusted for differences in the cost of living.

^f Numbers may not sum to total health care spending per capita due to excluding capital formation of health care providers, and some uncategorized spending.

Source: OECD Health Data 2015.

Select Population Health Outcomes and Risk Factors

	Life exp. at birth, 2013 ^a	Infant mortality, per 1,000 live births, 2013 ^a	Percent of pop. age 65+ with two or more chronic conditions, 2014 ^b	Obesity rate (BMI>30), 2013 ^{a,c}	Percent of pop. (age 15+) who are daily smokers, 2013 ^a	Percent of pop. age 65+
Australia	82.2	3.6	54	28.3 ^e	12.8	14.4
Canada	81.5 ^e	4.8 ^e	56	25.8	14.9	15.2
Denmark	80.4	3.5	—	14.2	17.0	17.8
France	82.3	3.6	43	14.5 ^d	24.1 ^d	17.7
Germany	80.9	3.3	49	23.6	20.9	21.1
Japan	83.4	2.1	—	3.7	19.3	25.1
Netherlands	81.4	3.8	46	11.8	18.5	16.8
New Zealand	81.4	5.2 ^e	37	30.6	15.5	14.2
Norway	81.8	2.4	43	10.0 ^d	15.0	15.6
Sweden	82.0	2.7	42	11.7	10.7	19.0
Switzerland	82.9	3.9	44	10.3 ^d	20.4 ^d	17.3
United Kingdom	81.1	3.8	33	24.9	20.0 ^d	17.1
United States	78.8	6.1^e	68	35.3^d	13.7	14.1
OECD median	81.2	3.5	—	28.3	18.9	17.0

^a Source: OECD Health Data 2015.

^b Includes: hypertension or high blood pressure, heart disease, diabetes, lung problems, mental health problems, cancer, and joint pain/arthritis. Source: Commonwealth Fund International Health Policy Survey of Older Adults, 2014.

^c DEN, FR, NETH, NOR, SWE, and SWIZ based on self-reported data; all other countries based on measured data.

^d 2012. ^e 2011.

**“What's measured improves.”
-Peter Drucker**

“When you work on that many goals, you actually work on none of them, because the amount of energy you can put into each one is so small, it's meaningless.”

**-Chris McChesney,
The 4 Disciplines of Execution**

“We have really good data that show when you take patients and you really inform them about their choices, patients make more frugal choices. They pick more efficient choices than the health care system does.”

- Donald Berwick, MD

**“You can't manage what you can't measure.”
“Just because you can measure everything doesn't mean that you should.”**

W. Edwards Deming

“Ultimately, the secret of quality is love. You have to love your patient, you have to love your profession, you have to love your God. If you have love, you can then work backward to monitor and improve the system.”

Avedis Donabedian, MD

ConsumerReports®

NEW CAR BUYING GUIDE 2015

250+
VEHICLES
REVIEWED



FIND YOUR DREAM CAR HERE →



**74 FUEL
ECONOMY
CHAMPS**

**SHOWROOM
SCAM ALERT!**
Don't let this
happen to you!

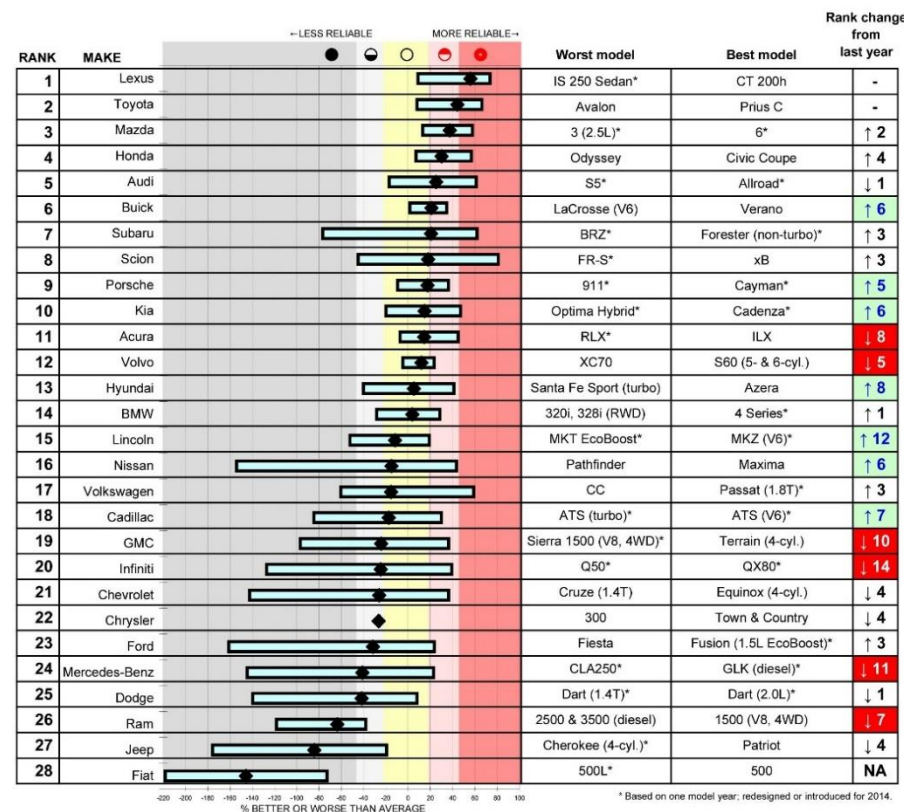
**TRADE-IN
TACTICS
TO SAVE
YOU
MONEY**



Make & model	Price	Value score	Cost per mile	Test score	Predicted reliability
LUXURY SEDANS continued					
Hyundai Genesis (V8)	\$43,800	0.93	87	○	
Infiniti M37	53,825	1.06	93	○	
Lexus GS 350	58,858	1.14	84	●	
Chrysler 300 C	44,730	0.96	82	●	
Jaguar XJL Portfolio	81,575	1.58	83	●	
BMW 750Li	97,525	1.80	74	●	
SPORTY CARS/CONVERTIBLES (tested with manual transmission)					
Mini Cooper (base)	\$21,700	0.49	81	○	
Hyundai Veloster	20,340	0.56	71	○	
Mazda MX-5 Miata Grand Touring	31,150	0.63	89	○	
Scion FR-S	25,025	0.64	83	○	
Subaru BRZ Premium	27,117	0.69	82	○	
Infiniti G (base, AT)	48,715	0.99	77	○	
Chevrolet Corvette Z06	64,890	1.20	92	○	
Volvo C70 T5 (AT)	43,880	0.90	68	○	
WAGONS/MINIVANS					
Toyota Prius V Three	\$28,217	0.51	80	○	
Mazda5 Grand Touring	24,820	0.65	88	○	
Volkswagen Jetta SportWagen TDI (MT)	28,085	0.54	81	○	
Volkswagen Jetta SportWagen SE (2.5)	26,755	0.66	78	○	
Subaru Outback 2.5i Limited	34,698	0.72	73	○	
Volvo XC70	42,560	0.90	77	○	
Nissan Quest SL	39,040	0.88	81	○	
Chrysler Town & Country Touring-L	37,505	0.89	74	○	
SMALL SUVS					
Honda CR-V EX	\$26,455	0.61	77	○	
Mazda CX-5 Touring	27,125	0.64	75	○	
Subaru XV Crosstrek Premium	24,215	0.59	75	○	
Mitsubishi Outlander Sport SE	24,520	0.64	65	○	
Kia Sportage LX	24,400	0.64	70	○	
Volkswagen Tiguan SEL	37,020	0.82	76	○	
Jeep Compass Latitude	24,985	0.65	49	○	
Mini Cooper Countryman S	32,500	0.65	66	○	
MIDSIZE SUVS					
Toyota Highlander Limited (V6)	\$38,578	0.81	81	○	
Toyota Highlander Hybrid Limited	47,255	0.84	89	○	
Nissan Murano SL	36,330	0.79	78	○	
Honda Pilot EX-L	36,980	0.79	73	○	
Mazda CX-9 Grand Touring	38,615	0.88	76	○	
Dodge Journey Crew (V6)	36,975	0.90	61	○	
Ford Explorer XLT (V6)	39,275	0.93	65	○	
Jeep Wrangler Unlimited Sahara	36,340	0.82	20	○	
LARGE/LUXURY SUVS					
Lexus RX 350	\$47,381	0.93	79	○	
Lexus RX 450h	53,576	0.98	88	○	
Chevrolet Traverse LT	39,920	0.88	80	○	
Acura MDX	46,715	0.97	85	○	
Infiniti JX	51,920	1.03	78	○	
Cadillac Escalade (base)	64,905	1.44	61	○	
Lincoln MKX (3.7)	50,235	1.02	64	○	
Nissan Armada Platinum	55,400	1.23	61	○	

This graph shows how the makes rank based on average predicted reliability scores, and which models by each make have the highest and lowest ratings. The score is the overall reliability calculated as a percentage better or worse than the average for all cars. The rank order change from our 2014 survey compared with last year's is noted as well. Large changes are highlighted.

Key to Reliability ratings
● Much better than avg.
○ Better than avg.
○ Average
○ Worse than avg.
● Much worse than avg.



© 2014 Consumer Reports. The material above is intended for legitimate news entities only; it may not be used for advertising or promotional purposes. Consumer Reports® is an expert, independent nonprofit organization whose mission is to work for a fair, just, and safe marketplace for all consumers and to empower consumers to protect themselves. We accept no advertising and pay for all the products we test. We are not beholden to any commercial interest. Our income is derived from the sale of Consumer Reports®, ConsumerReports.org® and our other publications and information products, services, fees, and noncommercial contributions and grants. Our ratings and reports are intended solely for the use of our readers. Neither the Ratings nor the reports may be used in advertising or for any other commercial purpose without our permission. Consumer Reports will take all steps open to it to prevent commercial use of its materials, its name, or the name of Consumer Reports®.

Lexus RX

SELECT STYLE

RX SUV

SELECT TRIM

2016 RX 350 AWD 4dr F Sport



Specification

Specifications	
Vehicle	
EPA Classification	Small Sport Utility Vehicles (SUV)
WEIGHT INFORMATION	
Base Curb Weight	4387
Curb Weight - Front	N/A
Curb Weight - Rear	N/A
Maximum Payload Capacity	N/A
Curb Weight	N/A
Total Option Weight	0.00
EXTERIOR DIMENSIONS	
Wheelbase	
Length, Overall	
Width, Max (w/ Mirrors)	
Height, Overall	
Track Width, Front	64.4
Track Width, Rear	64
Min Ground Clearance	N/A
Rear Door Opening Height	N/A
Rear Door Opening Width	N/A
Lift-over Height	N/A
<small>(Measurements taken with standard load distribution)</small>	
Find an Agent Compare and Save How to Help Start Saving	

INTERIOR DIMENSIONS	
Passenger Capacity	5
Passenger Volume	121.3
Front Head Room	38.4
Front Leg Room	44.1
Front Shoulder Room	57.4
Front Hip Room	56.6
Second Head Room	38.1
Second Leg Room	36
Second Shoulder Room	57.4
Second Hip Room	56.1
CARGO AREA DIMENSIONS	
Cargo Area Length @ Floor to Seat 1	N/A
Cargo Area Length @ Floor to Seat 2	N/A
Cargo Area Length @ Floor to Seat 3	N/A
Cargo Area Width @ Seating	N/A
Cargo Box Width @ Wheelhousings	N/A
Cargo Box (Load) Height	N/A
Cargo Volume to Seat 1	26.3
Cargo Volume to Seat 2	19.4
Cargo Volume to Seat 3	19.4
POWER	
Engine Order Code	
Engine Type	Regular Unleaded V-6

Fuel System	Gasoline Direct Injection
MPG (City/Hwy/Combined)	24/32/22
MPG (City/Hwy/Combined)	24/32/22
TRANSMISSION	
Drivetrain	40 Wheel Drive
Trans. Order Code	
Trans. Type	6
Trans. Description Com.	Automatic w/OD
Trans. Description Com. Again	
First Gear Ratio (1st)	2.25
Second Gear Ratio (1st)	2.00
Third Gear Ratio (1st)	1.85
Fourth Gear Ratio (1st)	1.68
Fifth Gear Ratio (1st)	1.20
Sixth Gear Ratio (1st)	1.00
Reverse Ratio (1st)	4.01
Clutch Size	N/A
Final Drive Axle Ratio (1st)	2.28
Transfer Case Gear Ratio (1st), High	N/A
Transfer Case Gear Ratio (1st), Low	N/A
Seventh Gear Ratio (1st)	0.81
Eighth Gear Ratio (1st)	0.67
SUSPENSION	
Suspension Type - Front	Double Wishbone
Suspension Type - Rear	Double Wishbone
Suspension Type - Front (Comp.)	Double Wishbone
Suspension Type - Rear (Comp.)	Double Wishbone
Shock Absorber Diameter - Front	N/A
Shock Absorber Diameter - Rear	N/A
Stabilizer Bar Diameter - Front	N/A
Stabilizer Bar Diameter - Rear	N/A
BRAKES	
Brake Type	N/A
Brake ABS System	4-Wheel
Brake ABS System (Second Line)	N/A
Disc - Front (Yes or)	Yes
Disc - Rear (Yes or)	Yes
Front Brake Rotor Diam x Thickness	12.8
Rear Brake Rotor Diam x Thickness	13.3
Drum - Rear (Yes or)	
Rear Drum Diam x Width	

Front Tire Order Code	
Rear Tire Order Code	
Spare Tire Order Code	
Front Tire Size	P235/65R18
Rear Tire Size	P235/65R18
Spare Tire Size	Compact
FUEL TANK	
Fuel Tank Capacity, Approx	18.2
Aut. Fuel Tank Capacity, Approx	N/A
EMISSIONS	
EPA Fuel Economy Est - Hwy	34 (Est)
Cruising Range - City	344.80
EPA Fuel Economy Est - City	19 (Est)
Fuel Economy Est-Combined	22 (Est)
Cruising Range - Hwy	498.20
EPA MPG Equivalent - City	N/A
EPA MPG Equivalent - Hwy	N/A
EPA MPG Equivalent - Combined	N/A
PERFORMANCE	
Torque (lb-ft) of CO2 Emissions @ 1000 rpm/year	6.0 (Est)
EPA Greenhouse Gas Score	N/A
COOLING SYSTEMS	
Total Cooling System Capacity	N/A
HEATING	
Cold Cranking Amps @ 0° F (Primary)	N/A
Maximum Alternator Capacity (amps)	N/A
TIRE PRICES	
Dead Weight Hitch - Max Trailer Wt.	\$220
Dead Weight Hitch - Max Tongue Wt.	\$20
Wt Distributing Hitch - Max Trailer Wt.	\$220
Wt Distributing Hitch - Max Tongue Wt.	\$25
Maximum Trailering Capacity	\$220
SAFETY	
Electronic Stability Control (ESC)	
ABS and Driveline Traction Control	
Side Impact Beams	
Dual Stage Driver and Passenger Seat-Mounted Side Airbags	
Safety Connect Emergency 911 SOS	
Low Tire Pressure Warning	
Dual Stage Driver and Passenger Front Airbags	
Curtain 1st and 2nd Row Airbags	
Kickaway Occupancy Sensor	
Driver and Passenger Knee Airbag and Rear Side-Impact Airbag	

Features

Safety and Warranty

\$50,075

4 doors, 5 passengers, all-wheel drive; 19/26 mpg city/hwy (est)

3.5-liter V-6 engine; 295 hp, 267 lb-ft; 8-speed automatic transmission

Rank in Compact Luxury Crossovers and SUVs



1. Jaguar F-Pace

Price: \$41,985 - \$70,695



2. Porsche Macan

Price: \$53,650



3. BMW X3

Price: \$39,945 - \$47,795



4. Mercedes-Benz GLC-class

Price: \$39,875 - \$41,875



5. Mercedes-Benz GLC Coupe

Price: N/A



6. BMW X4

Price: \$46,245 - \$58,795



7. Cadillac XT5

Price: \$39,990 - \$63,495



9. Lexus RX

Price: \$42,850 - \$57,995

Preview: To see full article and/or Ratings, **Subscribe Now!**

Best toilet paper

A big-store brand cleans up in our latest tests

Consumer Reports magazine: May 2012

Find Ratings

Toilet paper

How we test toilet paper

Think you're picky about toilet paper? We use machines and specially trained sensory panelists (wouldn't you want to be able to list that on your résumé?) to see which rolls combine strength, softness, and convenience

How strong? We stack and insert 15 sheets of each toilet paper into an Instron, an apparatus normally used for sturdier stuff. It slowly pushes a steel ball through

the sheets. The force required to punch through the paper is measured and recorded using computer software. Stronger papers can withstand three times as much pressure as the weakest ones before ripping. The Instron also determines how hard you'd need to pull to rip two sheets along their perforation, called tearing ease.

How soft? Sensory panelists check for softness in a temperature- and humidity-controlled room so the toilet-paper fibers are evaluated under controlled conditions. They first make soft, circular motions over each sample with their fingertips to form an overall impression of softness. Next, they test for pliability by gently manipulating the paper into a ball. The roughest, stiffest papers feel pointed, ridged, and cracked; the softest tend to be more pliable and conform smoothly to the hand.

Going with the flow. Disintegration testing reflects how well a paper will move through a home's plumbing. We put a sheet of a paper and a 2-inch stirring bar into a water-filled beaker set on a stirring plate. The time it takes for the sheet to disintegrate provides the score.

The incredible shrinking roll

In a classic "Seinfeld" episode, Jerry's pal Elaine finds herself in a paperless bathroom stall, unable to persuade her stingy neighbor to spare a square. Many Consumer Reports readers say that the cheapskate rap applies to TP makers, too, for shaving sheets or size from their rolls and using fine print, packaging tricks, and doublespeak to mask the shrinkage.

Editor's Note: A version of this article appeared in the May 2012 issue of *Consumer Reports* magazine with the headline "Toilet Paper."

Ratings Toilet paper

All tested products In performance order.

☒ CR Best Buy
☒ Recommended
 Excellent
 Very good
 Good
 Fair
 Poor

Recommendation	Rank	Product	Cost per 100 sheets	Overall score	Test results	Features
				0100 P F G VG E	Softness Strength Disintegration Tearing ease	Piles Sheets per roll
<input checked="" type="checkbox"/>	1	White Cloud 3-Ply Ultra Soft and Thick (Walmart)	25¢	91	● ● ● ● ●	3 200
<input checked="" type="checkbox"/>	2	Quilted Northern Ultra Plush	38	81	● ● ● ● ●	3 200
<input checked="" type="checkbox"/>	3	Great Value Ultra Strong (Walmart)	27	77	● ● ● ● ●	2 200
<input checked="" type="checkbox"/>	4	White Cloud Soft and Thick (Walmart)	19	73	● ● ● ● ●	2 264
<input checked="" type="checkbox"/>	5	CVS Premium Ultra	40	72	● ● ● ● ●	2 200
	6	Charmin Ultra Soft	41	70	● ● ● ● ●	2 176
	7	Kirkland Signature (Costco)	12	69	● ● ● ● ●	2 425
	8	Up & Up (Target)	20	68	● ● ● ● ●	2 286
	9	Trader Joe's Super Soft	19	67	● ● ● ● ●	2 350
	10	Cottonelle Ultra Comfort Care	62	65	● ● ● ● ●	2 113
	11	Charmin Basic	24	65	● ● ● ● ●	1 264
	12	Angel Soft	17	63	● ● ● ● ●	2 360
	13	Scott Extra Soft	17	62	● ● ● ● ●	1 469
	14	Scott Rapid Dissolving	37	61	● ● ● ● ●	1 308
	15	Cottonelle Clean Care with Soft Ripples	44	59	● ● ● ● ●	1 138
	16	Seventh Generation	22	58	● ● ● ● ●	2 300
	17	Real Soft (Walgreens)	12	58	● ● ● ● ●	2 352
	18	Charmin Ultra Strong	41	57	● ● ● ● ●	2 176
	19	Scott Naturals Tube Free	17	57	● ● ● ● ●	1 440
	20	Quilted Northern Soft & Strong	27	57	● ● ● ● ●	2 242
	21	Marcal Small Steps	25	51	● ● ● ● ●	2 300
	22	Scott 1000	8	47	● ● ● ● ●	1 1,000
	23	Big Roll (Walgreens)	8	42	● ● ● ● ●	1 1,000
	24	365 Everyday Value (Whole Foods)	18	42	● ● ● ● ●	2 327
	25	Marcal Soft (Walgreens)	12	40	● ● ● ● ●	1 1,000


HEALTH

SPECIAL
REPORT FOR
MINNESOTA
RESIDENTSCHOOSING THE
RIGHT DOCTOR
FOR YOU

Consumer Reports
Ratings help you compare
medical groups on
key measures

DOCTORS
Ratings
of 500
Primary
Care Doctor
Clinics in
the State

Colon Cancer Screening,
Diabetes, Heart Care



GUIDE TO
MINNESOTA
PHYSICIANS
INSIDE

Higher Performance 3 2 1 Lower Performance

NAME	COLON CANCER SCREENING	DIABETES CARE	HEART CARE
EAST METRO			
AALFA Family Clinic - MHN (White Bear Lake)	1	2	-
Allina Health - Blaine	2	2	2
Allina Health - Burnsville	2	2	2
Allina Health - Coon Rapids	2	2	2
Allina Health - Cottage Grove	2	2	2
Allina Health - Eagan	2	2	2
Allina Health - Farmington	2	2	2
Allina Health - First Street (Hastings)	2	2	2
Allina Health - Forest Lake	2	2	2
Allina Health - Fridley	2	2	2
Allina Health - Inver Grove Heights	2	2	2
Allina Health - Lakeville	2	2	2
Allina Health - Maplewood	2	2	2
Allina Health - Noring Road (Hastings)	2	2	2
Allina Health - Ramsey	2	2	2
Allina Health - Shoreview	2	2	2
Allina Health - Vadnais Heights	2	2	2
Allina Health - West St. Paul	2	2	2
Allina Health - Woodbury	2	2	2
Apple Valley Medical Clinic - Family Practice	1	2	2
Burnsville Family Physicians	2	2	2
Entira Family Clinics - Inver Grove Heights	1	2	2
Entira Family Clinics - Maplewood - Battle Creek	1	2	2
Entira Family Clinics - North St. Paul	1	2	2
Entira Family Clinics - Shoreview	1	2	2
Entira Family Clinics - Vadnais Heights	1	2	2
Entira Family Clinics - West St. Paul	1	2	2
Entira Family Clinics - White Bear Lake - Banning Avenue	1	2	2
Entira Family Clinics - White Bear Lake - Bellaire Avenue	2	2	2
Entira Family Clinics - Woodbury	1	2	2
Fairview - Andover Clinic	2	2	2
Fairview - Apple Valley Clinic	2	2	2
Fairview - Blaine Clinic	1	1	2
Fairview - Burnsville Clinic	2	2	2
Fairview - Columbia Heights Clinic	2	2	2
Fairview - Eagan Clinic	2	2	2

NAME	COLON CANCER SCREENING	DIABETES CARE	HEART CARE
EAST METRO continued			
Fairview - Farmington Clinic	2	2	-
Fairview - Fridley Clinic	2	2	2
Fairview - Hugo Clinic	2	2	2
Fairview - Lakeville Clinic	2	2	2
Fairview - Lino Lakes Clinic	2	2	2
Fairview - New Brighton Clinic	2	2	2
Fairview - Rosemount Clinic	2	2	2
FamilyHealth Medical Clinic - Farmington	1	1	-
FamilyHealth Medical Clinic - Lakeville	2	2	-
FamilyHealth Medical Clinic - Northfield	2	1	2
HealthEast - Cottage Grove Clinic	1	2	2
HealthEast - Hugo Clinic	1	2	2
HealthEast - Maplewood Clinic	1	2	2
HealthEast - Oakdale Clinic	1	2	1
HealthEast - Roseville Clinic	1	2	2
HealthEast - Stillwater Clinic	1	2	2
HealthEast - Tamarack Clinic - Woodbury	1	2	2
HealthEast - Vadnais Heights Clinic	2	2	2
HealthEast - Woodbury Clinic	1	2	2
HealthPartners - Andover	2	2	2
HealthPartners - Anoka	2	1	1
HealthPartners - Arden Hills	2	2	2
HealthPartners - Coon Rapids	2	2	2
HealthPartners - Cottage Grove	2	2	-
HealthPartners - Eagan	2	2	-
HealthPartners - Inver Grove Heights	2	2	2
HealthPartners - Lino Lakes	2	2	2
HealthPartners - Maplewood	2	2	2
HealthPartners - Roseville	2	2	2
HealthPartners - White Bear Lake	2	2	2
HealthPartners - Woodbury	2	2	2
Hennepin County Medical Center (HCMC) Clinics - St. Anthony Village Clinic	1	2	-
Multicare Associates - Blaine Medical Center	1	1	2
Multicare Associates - Fridley Medical Center	1	2	2
Multicare Associates - Roseville Medical Center	1	2	2
North Memorial Clinic, Silver Lake - Blaine	1	2	2

50 Measures

Medical Group Information (34 Measures):

1. Asthma: Adults
2. Asthma: Children
3. ADHD
4. Breast Cancer Screening
5. Bronchitis
6. Cervical Cancer Screening
7. Chlamydia Screening
8. COPD
9. Colds
10. Colorectal Cancer Screening
11. Depression: Assessing Symptoms
12. Depression: Feel Better (12 mo)
13. Depression: Feel Better (6 mo)
14. Depression: Follow Up (12 mo)
15. Depression: Follow Up (6 mo)
16. Depression: Improved Symptoms (12 mo)
17. Depression: Improved Symptoms (6 mo)
18. Diabetes: Adults
19. Herniated Disc Surgery: Assessing Symptoms
20. Herniated Disc Surgery: Pain, Function, Mobility
21. High Blood Pressure
22. Lumbar Fusion Surgery: Assessing Symptoms
23. Lumbar Fusing Surgery: Pain, Function, Mobility
24. Maternity—Cesarean Deliveries
25. Mental Health Screening: Teens
26. Overweight Counseling: Children
27. Sore Throats: Children
28. Total Cost: Adults
29. Total Cost: Pediatrics
30. Total Knee Replacement: Assessing Symptoms
31. Total Knee Replacement: Pain, Function, Mobility
32. Vaccinations: Adolescents
33. Vaccinations: Children
34. Vascular Care

Hospital Information (16 Measures):

1. Patient Deaths: Composite
2. Patient Experiences: Cleanliness
3. Patient Experience: Doctor-Patient Communications
4. Patient Experiences: Medication Explanations
5. Patient Experiences: Nurse-Patient Communications
6. Patient Experiences: Pain Controlled
7. Patient Experiences: Patients Rating of Hospital
8. Patient Experiences: Quiet Room at Night
9. Patient Experiences: Receiving Help When Needed
10. Patient Experiences: Recommend Hospital
11. Patient Experiences: Recovery Information Provided
12. Patient Safety: Adults
13. Patient Safety: Children
14. Surgery Complications
15. Vaginal Deliver with Instrument
16. Vaginal Deliver without Instrument

509 Results

STANDARD VIEW DETAILS VIEW LEGEND					
COMPARE SELECTED					
ADD MEASURE COLUMN					
MEDICAL GROUPS		TOTAL COST: MORE INFORMATION	DEPRESSION: FEEL BETTER MORE INFORMATION	ASTHMA: MORE INFORMATION	DIABETES: ADULT MORE INFORMATION
Sort	Sort	Sort	Sort	Sort	High to Low Performer
<input type="checkbox"/> Catalyst Medical Clinic WATERTOWN, MN	AVERAGE \$398	AVERAGE 12 %	NOT REPORTABLE	TOP 72 %	
<input type="checkbox"/> Allina Health Clinics MINNEAPOLIS, MN	NOT REPORTABLE	TOP 13 %	ABOVE AVERAGE 71 %	TOP 63 %	
<input type="checkbox"/> Park Nicollet Health Services ST. LOUIS PARK, MN	AVERAGE \$430	TOP 13 %	ABOVE AVERAGE 70 %	TOP 62 %	
<input type="checkbox"/> Entira Family Clinics (formerly Family Health Services MN) ST. PAUL, MN	AVERAGE \$418	TOP 18 %	AVERAGE 53 %	TOP 62 %	
<input type="checkbox"/> Apple Valley Medical Clinic APPLE VALLEY, MN	AVERAGE \$425	BELOW AVERAGE 1 %	BELOW AVERAGE 17 %	TOP 60 %	
<input type="checkbox"/> Stillwater Medical Group STILLWATER, MN	AVERAGE \$391	AVERAGE 7 %	AVERAGE 68 %	ABOVE AVERAGE 61 %	
<input type="checkbox"/> Mankato Clinic, Ltd. MANKATO, MN	AVERAGE \$466	AVERAGE 9 %	ABOVE AVERAGE 77 %	ABOVE AVERAGE 58 %	
<input type="checkbox"/> Affiliated Community Medical Centers WILLMAR, MN	AVERAGE \$454	BELOW AVERAGE 4 %	ABOVE AVERAGE 67 %	ABOVE AVERAGE 56 %	
<input type="checkbox"/> HealthPartners Clinics MINNEAPOLIS, MN	AVERAGE \$408	AVERAGE 8 %	ABOVE AVERAGE 66 %	ABOVE AVERAGE 56 %	
<input type="checkbox"/> Fairview Health Services MINNEAPOLIS, MN	AVERAGE \$430	ABOVE AVERAGE 9 %	ABOVE AVERAGE 67 %	ABOVE AVERAGE 55 %	
<input type="checkbox"/> Richard Schoewe MD ROSEVILLE, MN	NOT REPORTABLE	NOT REPORTABLE	NOT REPORTABLE	AVERAGE 69 %	

Medicare ACO

33 Quality Measures

2014 Performance Summary Statistics

Measure Number	Measure Name	ACO Performance Rate	Mean Performance Rate for All ACOs
Patient/Caregiver Experience			
ACO-1	Getting Timely Care, Appointments, and Information	84.08	80.13
ACO-2	How Well Your Doctors Communicate	94.27	92.39
ACO-3	Patients' Rating of Doctor	93.81	91.58
ACO-4	Access to Specialists	80.64	83.97
ACO-5	Health Promotion and Education	60.91	58.29
ACO-6	Shared Decision Making	77.50	74.60
ACO-7	Health Status/Functional Status	71.93	71.10

Care Coordination/Patient Safety

ACO-8	Risk Standardized, All Condition Readmissions	13.88	15.15
ACO-9	ASC Admissions: COPD or Asthma in Older Adults	0.92	1.08
ACO-10	ASC Admission: HF	1.07	1.19
ACO-11	Percent of Primary Care Providers Who Successfully Attested for the EHR Incentive Program Incentive Payment	85.31	76.71
ACO-12	Medication Reconciliation	91.31	82.61
ACO-13	Falls: Screening for Fall Risk	36.35	45.60

Preventive Health

ACO-14	Influenza Immunization	67.18	57.51
ACO-15	Pneumococcal Vaccination	87.73	55.03
ACO-16	Adult Weight Screening and Follow-up	59.90	66.75
ACO-17	Tobacco Use Assessment and Cessation Intervention	91.31	86.79
ACO-18	Depression Screening	40.12	39.27
ACO-19	Colorectal Cancer Screening	59.55	56.14
ACO-20	Mammography Screening	64.47	61.41
ACO-21	Proportion of Adults who had blood pressure screened in past 2 years	68.61	60.24

At Risk Population

Diabetes Composite	Beneficiaries with diabetes who met of all the following criteria:	39.70	25.41
ACO-22*	Hemoglobin A1c Control (HbA1c) (<8 percent)	74.71	
ACO-23*	Low Density Lipoprotein (LDL) (< 100 mg/dL)	69.01	
ACO-24*	Blood Pressure (BP) < 140/90	86.93	
ACO-25*	Tobacco Non-Use	83.08	
ACO-26*	Aspirin Use	84.11	20.35
ACO-27	Percent of beneficiaries with diabetes whose HbA1c in poor control (>9 percent)	13.40	
ACO-28	Percent of beneficiaries with hypertension whose BP < 140/90	82.40	68.02
ACO-29	Percent of beneficiaries with IVD with complete lipid profile and LDL control < 100mg/dl	57.09	57.29
ACO-30	Percent of beneficiaries who use Aspirin or other antithrombotic	89.22	80.79
ACO-31	Beta-Blocker Therapy for LVSD	87.14	82.71
CAD Composite	Percent of beneficiaries with CAD who met all of the following criteria:	71.06	66.90
ACO-32*	Drug Therapy for Lowering LDL-Cholesterol	87.29	
ACO-33*	(ACE) Inhibitor or (ARB) Therapy for Patients with CAD and Diabetes and/or (LVSD)	60.41	

Medicare.gov | Medicare Plan Finder

The Official U.S. Government Site for Medicare

Medicare Plan Finder Home

Learn More About Plans

Help

Glossary

FAQ

Home → Enter Information → Enter Your Drugs → Refine Your Plan Results → Your Plan Results → Plan Comparison

Your Plan Comparison

« Return to previous page

My Current Profile

Update Search

Zip Code: 55378
Current Coverage: New To Medicare
Current Subsidy: No Extra Help [?]
Important Coverage Information

▼ Symbols

D

 Some Dental Coverage

V

 Some Vision Coverage

H

 Some Hearing Coverage

* Estimated

Overview

Health Plan Benefits

Drug Costs & Coverage

Star Ratings

Manage Drugs

Medica Prime Solution Basic w/Rx (Cost)

(H2450-016) ¹ Plan Type: Cost Plan
Organization: Medica Insurance Company

Members: 1-800-234-8755
711(TTY/TDD)
Non Members: 1-800-906-5432
711(TTY/TDD)

Coverage: Provides health and drug coverage

UCare for Seniors Value Plus (HMO-POS)

(H2459-013) ¹ Plan Type: HMO with POS Option
Organization: UCare

Members: 1-877-523-1515
1-800-688-2534(TTY/TDD)
Non Members: 1-877-523-1518
1-800-688-2534(TTY/TDD)

Coverage: Provides health and drug coverage

Platinum Blue Choice Plan with Rx (Cost)

(H2461-009) ¹ Plan Type: Cost Plan
Organization: Blue Cross and Blue Shield of Minnesota

Members: 1-866-340-8654
711(TTY/TDD)
Non Members: 1-877-662-2583
711(TTY/TDD)

Coverage: Provides health and drug coverage

Additional Plan Information

Overall Star Rating: [?]

★★★★

4 out of 5 stars

Overall Star Rating: [?]

★★★★★

4.5 out of 5 stars

Overall Star Rating: [?]

Not enough data available

Health Plan Star Ratings: [?]

★★★★

4 out of 5 stars

Health Plan Star Ratings: [?]

★★★★★

5 out of 5 stars

Health Plan Star Ratings: [?]

★★★★★

4.5 out of 5 stars

Drug Plan Star Ratings: [?]

★★★★★

4.5 out of 5 stars

Drug Plan Star Ratings: [?]

★★★★

4 out of 5 stars

Drug Plan Star Ratings: [?]

Not enough data available

Plan Type: Cost Plan
Plan Status: Approved by Medicare
Area: All of MN, plus select counties in

Plan Type: HMO with POS Option
Plan Status: Approved by Medicare
Area: 44 Counties

Plan Type: Cost Plan
Plan Status: Approved by Medicare
Area: State of Minnesota

Costs					
Monthly Premiums		Monthly Premiums		Monthly Premiums	
Part B premium ² View Part B premiums based on income	\$104.90	Part B premium ² View Part B premiums based on income	\$104.90	Part B premium ² View Part B premiums based on income	\$104.90
Plan premium	\$108.60	Plan premium	\$135.00	Plan premium	\$103.40
• Health plan premium	\$74.00	• Health plan premium	\$87.40	• Health plan premium	\$74.00
• Drug plan premium	\$34.60	• Drug plan premium	\$47.60	• Drug plan premium	\$29.40
Estimated Costs		Estimated Costs		Estimated Costs	
*Inpatient care	\$7.00	*Inpatient care	\$16.00	*Inpatient care	\$7.00
*Outpatient prescription drugs	\$118.00	*Outpatient prescription drugs	\$107.00	*Outpatient prescription drugs	\$106.00
*Dental services	\$40.00	*Dental services	\$25.00	*Dental services	\$40.00
*All other services	\$25.00	*All other services	\$53.00	*All other services	\$34.00
Total monthly estimated costs:	\$403.50	Total monthly estimated costs:	\$440.90	Total monthly estimated costs:	\$395.30
TOTAL ESTIMATED ANNUAL COST ³ : [?]	\$4,840	TOTAL ESTIMATED ANNUAL COST ³ : [?]	\$5,290	TOTAL ESTIMATED ANNUAL COST ³ : [?]	\$4,740

Plan Quality and Performance Ratings

Return to previous page

47 Measures

Choose Plans to Compare

When you choose 3 plans to compare, quality and performance information will be available to help you make the best choice for you. Quality and Performance varies across plans. Giving good quality care means doing the right thing, at the right time and in the right way to get the best results possible.

Star Ratings

★★★★★	Excellent
★★★★	Above Average
★★★	Average
★★	Below Average
★	Poor

- PART C DOMAIN AND MEASURE DETAILS
- Domain: 1 - Staying Healthy: Screenings, Tests and Vaccines

Measure: C01 - Breast Cancer Screening

Measure: C02 - Colorectal Cancer Screening

Measure: C03 - Annual Flu Vaccine

Measure: C04 - Improving or Maintaining Physical Health

Measure: C05 - Improving or Maintaining Mental Health

Measure: C06 - Monitoring Physical Activity

Measure: C07 - Adult BMI Assessment

Domain: 2 - Managing Chronic (Long Term) Conditions

Measure: C08 - Special Needs Plan (SNP) Care Management

Measure: C09 - Care for Older Adults – Medication Review

Measure: C10 - Care for Older Adults – Functional Status Assessment

Measure: C11 - Care for Older Adults – Pain Assessment

Measure: C12 - Osteoporosis Management in Women who had a Fracture

Measure: C13 - Diabetes Care – Eye Exam

Measure: C14 - Diabetes Care – Kidney Disease Monitoring

Measure: C15 - Diabetes Care – Blood Sugar Controlled

Measure: C16 - Controlling Blood Pressure

Measure: C17 - Rheumatoid Arthritis Management

Measure: C18 - Reducing the Risk of Falling

Measure: C19 - Plan All-Cause Readmissions
- https://www.cms.gov/Medicare/Prescription-Drug-Coverage/PrescriptionDrugCovGenIn/Downloads/2016-Technical-Notes-Preview-1-v2015_08_05.pdf

- Domain: 3 - Member Experience with Health Plan
- Measure: C20 - Getting Needed Care
- Measure: C21 - Getting Appointments and Care Quickly
- Measure: C22 - Customer Service
- Measure: C23 - Rating of Health Care Quality
- Measure: C24 - Rating of Health Plan
- Measure: C25 - Care Coordination
- Domain: 4 - Member Complaints and Changes in the Health Plan's Performance
- Measure: C26 - Complaints about the Health Plan
- Measure: C27 - Members Choosing to Leave the Plan
- Measure: C28 - Beneficiary Access and Performance Problems
- Measure: C29 - Health Plan Quality Improvement
- Domain: 5 - Health Plan Customer Service
- Measure: C30 - Plan Makes Timely Decisions about Appeals
- Measure: C31 - Reviewing Appeals Decisions
- Measure: C32 - Call Center – Foreign Language Interpreter and TTY Availability
- PART D DOMAIN AND MEASURE DETAILS
- Domain: 1 - Drug Plan Customer Service
- Measure: D01 - Call Center – Foreign Language Interpreter and TTY Availability
- Measure: D02 - Appeals Auto–Forward
- Measure: D03 - Appeals Upheld
- Domain: 2 - Member Complaints and Changes in the Drug Plan's Performance
- Measure: D04 - Complaints about the Drug Plan
- Measure: D05 - Members Choosing to Leave the Plan
- Measure: D06 - Beneficiary Access and Performance Problems
- Measure: D07 - Drug Plan Quality Improvement
- Domain: 3 - Member Experience with the Drug Plan
- Measure: D08 - Rating of Drug Plan
- Measure: D09 - Getting Needed Prescription Drugs
- Domain: 4 - Drug Safety and Accuracy of Drug Pricing
- Measure: D10 - MPF Price Accuracy
- Measure: D11 - High Risk Medication
- Measure: D12 - Medication Adherence for Diabetes Medications
- Measure: D13 - Medication Adherence for Hypertension (RAS antagonists)
- Measure: D14 - Medication Adherence for Cholesterol (Statins)
- Measure: D15 - MTM Program Completion Rate for CMR

CMS Inpatient Quality

76 Measures



CMS Hospital Inpatient Quality Reporting Program Measure Comparison Table
Fiscal Year 2017 (Calendar Year 2015)

ID	Measure Name	Collection/ Submission	Reported on Hospital Compare?	Included in HVB?*	Collection/ Submission Method	Additional Information
1 AMI-7a	Fibrinolytic Therapy Received Within 30 Minutes of Hospital Arrival	Required	• Abstracted data reported • eCQM not reported	Yes	Required Chart- abstraction or eCQM	• Continue to identify and report the AMI Inpatient Patient Population and Sample Size counts • Submit either all or sample of cases to the warehouse • AMI-7a data submitted as eCQM will not be included in HVB Program
2 Sepsis	Severe Sepsis and Septic Shock Management Bundle	Required		No	Required Chart- abstraction	Data collection to begin with 4Q 2015 discharges
3 CLABSI	Central Line-Associated Bloodstream Infection (CLABSI)	Required	Reported	Yes	Required NRSN submission	
4 CAUTI	Catheter-Associated Urinary Tract Infection (CAUTI)	Required	Reported	Yes	Required NRSN submission	
5 SSI	Surgical Site Infections- Colon Surgery (SSI- Colon and SSI- Abdominal Hysterectomy)	Required	Reported	Yes	Required NRSN submission	
6 MRSA	MRSA Bacteremia	Required	Reported	Yes	Required NRSN submission	
7 CDI	Clostridium difficile (C. difficile)	Required	Reported	Yes	Required NRSN submission	

CMS Hospital Inpatient Quality Reporting Program Measure Comparison Table
Fiscal Year 2017 (Calendar Year 2015)

ID	Measure Name	Collection/ Submission	Reported on Hospital Compare?	Included in HVB?*	Collection/ Submission Method	Additional Information
8 HCP	Influenza Vaccination Coverage Among Healthcare Personnel	Required	Reported	No	Required NRSN submission	
9 ED-1	Median Time from ED Arrival to ED Departure for Admitted ED Patients	Required	• Abstracted data reported • eCQM not reported	No	Required Chart- abstraction or eCQM	
10 ED-2	Admit Decision Time to ED Departure Time for Admitted Patients	Required	• Abstracted data reported • eCQM not reported	No	Required Chart- abstraction or eCQM	
11 DDM-2	Influenza Immunization	Required	Reported	Yes	Required Chart- abstraction	
12 STK-1	Venous Thromboembolism (VTE) Prophylaxis	Required	Reported	No	Required Chart- abstraction	Not required for IQR as a chart-abstracted measure if submitting the rest of STK as eCQMs
13 STK-4	Thrombolytic Therapy	Required	• Abstracted data reported • eCQM not reported	No	Required Chart- abstraction or eCQM	
14 STK-6	Discharged on Statin Medication	Required	• Abstracted data reported • eCQM not reported	No	Required Chart- abstraction or eCQM	
15 STK-8	Stroke Education	Required	• Abstracted data reported • eCQM not reported	No	Required Chart- abstraction or eCQM	
16 VTE-1	Venous Thromboembolism Prophylaxis	Required	• Abstracted data reported • eCQM not reported	No	Required Chart- abstraction or eCQM	

CMS Hospital Inpatient Quality Reporting Program Measure Comparison Table
Fiscal Year 2017 (Calendar Year 2015)

ID	Measure Name	Collection/ Submission	Reported on Hospital Compare?	Included in HVB?*	Collection/ Submission Method	Additional Information
17 VTE-2	Intensive Care Unit Venous Thromboembolism Prophylaxis	Required	• Abstracted data reported • eCQM not reported	No	Required Chart- abstraction or eCQM	
18 VTE-3	Venous Thromboembolism Patients with Anticoagulation Overlap Therapy	Required	• Abstracted data reported • eCQM not reported	No	Required Chart- abstraction or eCQM	
19 VTE-5	Venous Thromboembolism Warfarin Therapy Discharge Instructions	Required	• Abstracted data reported • eCQM not reported	No	Required Chart- abstraction or eCQM	
20 VTE-6	Hospital Acquired Potentially-Preventable Venous Thromboembolism	Required	• Abstracted data reported • eCQM not reported	No	Required Chart- abstraction or eCQM	
21 PC-01	Elective Delivery Prior to 39 Completed Weeks Gestation	Required	• Abstracted data reported • eCQM not reported	Yes	Required Chart- abstraction or eCQM	• Submit aggregate chart-abstracted data through web-based application • PC-01 data submitted by eCQM will not be included in HVB Program
22 MORT-30-AMI	Acute Myocardial Infarction (AMI) 30-Day Mortality Rate	Required	Reported	Yes	Data obtained from Claims	
23 MORT-30-HF	Heart Failure (HF) 30-Day Mortality Rate	Required	Reported	Yes	Data obtained from Claims	
24 MORT-30-PN	Pneumonia (PN) 30-Day Mortality Rate	Required	Reported	Yes	Data obtained from Claims	
25 MORT-30-COPD	Chronic Obstructive Pulmonary Disease (COPD) 30-Day Mortality Rate	Required	Reported	No	Data obtained from Claims	

<http://www.qualityreportingcenter.com/wp-content/uploads/2015/08/IQR-IQR-CMS-Measures-Compare-for-Calendar-Year-2015-8-13-2015-Final508.pdf>

CMS Hospital Inpatient Quality Reporting Program Measure Comparison Table
Fiscal Year 2017 (Calendar Year 2015)

ID	Measure Name	Collection/ Submission	Reported on Hospital Compare?	Included in HVB?*	Collection/ Submission Method	Additional Information
26 MORT-30-STK	Acute Ischemic Stroke (STK) 30-Day Mortality Rate	Required	Reported	No	Data obtained from Claims	
27 MORT-30-CABG	Coronary Artery Bypass Graft (CABG) 30-day Mortality Rate	Required	Reported	No	Data obtained from Claims	
28 READM-30-AMI	Acute Myocardial Infarction (AMI) 30-Day Readmission Rate	Required	Reported	No	Data obtained from Claims	
29 READM-30-HF	Heart Failure (HF) 30-Day Readmission Rate	Required	Reported	No	Data obtained from Claims	
30 READM-30-PN	Pneumonia (PN) 30-Day Readmission Rate	Required	Reported	No	Data obtained from Claims	
31 Hip/Knee Readmission	Hospital-Level 30-Day All-Cause Risk-Standardized Readmission Rate (RSRR) Following Elective Total Hip Arthroplasty (THA) and Total Knee Arthroplasty (TKA)	Required	Reported	No	Data obtained from Claims	
32 HWR	Hospital-Wide All-Cause Upstream Readmission (HWR)	Required	Reported	No	Data obtained from Claims	
33 READM-30-COPD	Chronic Obstructive Pulmonary Disease (COPD) 30-Day Readmission Rate	Required	Reported	No	Data obtained from Claims	
34 READM-30-STK	Stroke (STK) 30-Day Readmission Rate	Required	Reported	No	Data obtained from Claims	
35 READM-30-CABG	Coronary Artery Bypass Graft (CABG) 30-day Readmission Rate	Required	Reported	No	Data obtained from Claims	
36 Hip/Knee Complications	Hospital-Level Risk-Standardized Readmission Rate (RSRR) Following Elective Primary Total Hip Arthroplasty (THA) and Total Knee Arthroplasty (TKA)	Required	Reported	No	Data obtained from Claims	
37 PSL-4	Death Among Surgical Patients with Serious Treatable Complications (Harmonized with Nursing Sensitive Care Measure)	Required	Reported	No	Data obtained from Claims	

CMS Hospital Inpatient Quality Reporting Program Measure Comparison Table
Fiscal Year 2017 (Calendar Year 2015)

ID	Measure Name	Collection/ Submission	Reported on Hospital Compare?	Included in HVB?*	Collection/ Submission Method	Additional Information
38 PSL-90	Failure to Rescue	Required	Reported	Yes	Data obtained from Claims	
39 Registry for Nursing Sensitive Care	Participation in a Systematic Clinical Database Registry for Nursing Sensitive Care	Required	Reported	No	Required Web-based entry	
40 Registry for General Surgery	Participation in a Systematic Clinical Database Registry for General Surgery	Required	Reported	No	Required Web-based entry	
41 Safe Surgery Checklist	Safe Surgery Checklist Use	Required	Reported	No	Required Web-based entry	
42 HCAHPS	Hospital Consumer Assessment of Healthcare Providers and Systems Survey (HCAHPS)	Required	Reported	Yes	Required Patient Survey	
43 MSPB	Medicare Spending per Beneficiary	Required	Reported	Yes	Data obtained from Claims	
44 AMI Payment	AMI Payment per Episode of Care	Required	Reported	No	Data obtained from Claims	
45 HF Payment	HF Payment per Episode of Care	Required	Reported	No	Data obtained from Claims	
46 PN Payment	PN Payment per Episode of Care	Required	Reported	No	Data obtained from Claims	
47 AMI-1	Aspirin at Arrival	Voluntary	Not Reported	No	Chart- abstraction	Remove from Specs Manual for 4Q 2015 discharges
48 AMI-3	ACEI or ARB for LVSD	Voluntary	Not Reported	No	Chart- abstraction	Remove from Specs Manual for 4Q 2015 discharges
49 AMI-5	Beta-Blocker Prescribed at Discharge	Voluntary	Not Reported	No	Chart- abstraction	Remove from Specs Manual for 4Q 2015 discharges
50 AMI-8a	Primary PCI Received Within 90 Minutes of Hospital Arrival	Voluntary	• Voluntary reporting of abstracted data • eCQM not reported	No	Chart- abstraction or eCQM	Remove from Specs Manual for 4Q 2015 discharges

CMS Hospital Inpatient Quality Reporting Program Measure Comparison Table
Fiscal Year 2017 (Calendar Year 2015)

ID	Measure Name	Collection/ Submission	Reported on Hospital Compare?	Included in HVB?*	Collection/ Submission Method	Additional Information
51 HF-2	Evaluation of LVS Function	Voluntary	Reported	No	Chart- abstraction	Remove from Specs Manual for 4Q 2015 discharges
52 PN-6	Initial Antibiotic Selection for CAP in Immunocompetent Patient	Voluntary	Not Reported	No	Chart- abstraction or eCQM	Remove from Specs Manual for 4Q 2015 discharges
53 SCIP-Inf-1	Prophylactic Antibiotic Received Within One Hour Prior to Surgical Incision	Voluntary	• Voluntary reporting of abstracted data • eCQM not reported	No	Chart- abstraction or eCQM	Remove from Specs Manual for 4Q 2015 discharges
54 SCIP-Inf-2	Prophylactic Antibiotic Selection for Surgical Patients	Voluntary	• Voluntary reporting of abstracted data • eCQM not reported	No	Chart- abstraction or eCQM	Remove from Specs Manual for 4Q 2015 discharges
55 SCIP-Inf-3	Prophylactic Antibiotics Discontinued Within 24 Hours After Surgery End Time	Voluntary	Not Reported	No	Chart- abstraction	Remove from Specs Manual for 4Q 2015 discharges
56 SCIP-Inf-6	Surgery Patients with Appropriate Hair Removal	Voluntary	Not Reported	No	Chart- abstraction	Remove from Specs Manual for 4Q 2015 discharges
57 SCIP-Inf-9	Urinary Catheter Removed on Postoperative Day 1 (POD 1) or Postoperative Day 2 (POD 2) with Day of Surgery being Day Zero	Voluntary	• Voluntary reporting of abstracted data • eCQM not reported	No	Chart- abstraction or eCQM	Remove from Specs Manual for 4Q 2015 discharges
58 SCIP-Card-2	Surgery Patients on Beta-Blocker Therapy Prior to Arrival Who Received a Beta-Blocker During the Perioperative Period	Voluntary	Not Reported	No	Chart- abstraction	Remove from Specs Manual for 4Q 2015 discharges
59 SCIP-VTE-2	Surgery Patients Who Received Venous Thromboembolism Prophylaxis Within 24 Hours Prior to Surgery	Voluntary	Not Reported	No	Chart- abstraction	Remove from Specs Manual for 4Q 2015 discharges

CMS Hospital Inpatient Quality Reporting Program Measure Comparison Table
Fiscal Year 2017 (Calendar Year 2015)

ID	Measure Name	Collection/ Submission	Reported on Hospital Compare?	Included in HVB?*	Collection/ Submission Method	Additional Information
60 DDM-1	to 24 Hours After Surgery Pneumococcal Immunization	Voluntary	Not Reported	No	Chart- abstraction	
61 STK-2	Discharged on Antithrombotic Therapy	Voluntary	• Voluntary reporting of abstracted data • eCQM not reported	No	Chart- abstraction or eCQM	• Remove from Specs Manual for 4Q 2015 discharges • Will be removed for CMS but will not be removed from manual as it is still collected by TJC
62 STK-3	Anticoagulation Therapy for Atrial Fibrillation/Flutter	Voluntary	• Voluntary reporting of abstracted data • eCQM not reported	No	Chart- abstraction or eCQM	• Remove from Specs Manual for 4Q 2015 discharges • Will be removed for CMS but will not be removed from manual as it is still collected by TJC
63 STK-5	Antithrombotic Therapy By End of Hospital Day 2	Voluntary	• Voluntary reporting of abstracted data • eCQM not reported	No	Chart- abstraction or eCQM	• Remove from Specs Manual for 4Q 2015 discharges • Will be removed for CMS but will not be removed from manual as it is still collected by TJC
64 STK-10	Assessed for Rehabilitation	Voluntary	• Voluntary reporting of abstracted data • eCQM not reported	No	Chart- abstraction or eCQM	• Remove from Specs Manual for 4Q 2015 discharges • Will be removed for CMS but will not be removed from manual as it is still collected by TJC

CMS Hospital Inpatient Quality Reporting Program Measure Comparison Table
Fiscal Year 2017 (Calendar Year 2015)

ID	Measure Name	Collection/ Submission	Reported on Hospital Compare?	Included in HVB?*	Collection/ Submission Method	Additional Information
65 VTE-4	Venous Thromboembolism Patients Receiving Unfractionated Heparin with Dosages/Platelet Count Monitoring by Protocol or Nonogram	Voluntary	• Voluntary reporting of abstracted data • eCQM not reported	No	Chart- abstraction or eCQM	Remove from Specs Manual for 4Q 2015 discharges
66 PC-05	Exclusive Breast Milk Feeding and the subset measure PC-05a Exclusive Breast Milk Feedings considering Mother's Choice	Voluntary	eCQM not reported	No	eCQM	
67 EHD1-1a	Hearing Screening Prior to Hospital Discharge	Voluntary	eCQM not reported	No	eCQM	
68 HTN	Healthy Term Newborn	Voluntary	eCQM not reported	No	eCQM	
69 CAC-3	Home Management Plan of Care (HMP/C) Document Given to Patient/Caregiver	Voluntary	eCQM not reported	No	eCQM	
70 AMI-2	Aspirin Prescribed at Discharge	Removed	• Voluntary reporting of abstracted data • eCQM not reported	No	eCQM	Removed from Specs Manual as of 1Q 2015 discharges; cannot submit this measure to CMS beginning with 01/01/2015 discharges
71 AMI-10	Statin Prescribed at Discharge	Removed	• Voluntary reporting of abstracted data • eCQM not reported	No	eCQM	Removed from Specs Manual as of 1Q 2015 discharges; cannot submit this measure to CMS beginning with 01/01/2015 discharges
72 HF-1	Discharge Instructions	Removed	Voluntary	No		Removed from Specs Manual as of 1Q 2015 discharges; cannot submit this measure to CMS beginning with 01/01/2015 discharges

CMS Hospital Inpatient Quality Reporting Program Measure Comparison Table
Fiscal Year 2017 (Calendar Year 2015)

ID	Measure Name	Collection/ Submission	Reported on Hospital Compare?	Included in HVB?*	Collection/ Submission Method	Additional Information
73 HF-3	ACEI or ARB for LVSD	Removed	Voluntary	No		Removed from Specs Manual as of 1Q 2015 discharges; cannot submit this measure to CMS beginning with 01/01/2015 discharges
74 PN-3b	Blood Cultures Performed in the Emergency Department Prior to Initial Antibiotic Received in Hospital	Removed	Not Reported	No	Chart- abstraction	Remove from Specs Manual for 4Q 2015 discharges
75 SCIP-Inf-10	Surgery Patients with Perioperative Temperature Management	Removed	Voluntary	No		Removed from Specs Manual as of 1Q 2015 discharges; cannot submit this measure to CMS beginning with 01/01/2015 discharges
76 SCIP-Inf-4	Cardiac Surgery Patients with Controlled Postoperative Blood Glucose	Suspended	Not Reported	No	Suspended	• Submission not required • Cases submitted with SCIP-Inf-4 data elements, specifically "Glucose," to be accepted into CMS Clinical Warehouse but will not be processed or stored • If submitted, will not receive feedback on reports

<http://www.qualityreportingcenter.com/wp-content/uploads/2015/08/IQR-IQR-CMS-Measures-Compare-for-Calendar-Year-2015-8-13-2015-Final508.pdf>

Many Well-Known Hospitals Fail To Score 5 Stars In Medicare's New Ratings

By Jordan Rau | July 27, 2016



• Diabetes: Hemoglobin A1c Poor Control

• Diabetes: Low Density Lipoprotein (LDL-C) Control (<100 mg/dL)

• Heart Failure (HF): Angiotensin-Converting Enzyme (ACE) Inhibitor or Angiotensin Receptor Blocker (ARB) Therapy for Left Ventricular Systolic Dysfunction (LVSD)

• Coronary Artery Disease (CAD): Antiplatelet Therapy

• Coronary Artery Disease (CAD): Beta-Blocker Therapy – Prior Myocardial Infarction (MI) or Left Ventricular Systolic Dysfunction (LVEF < 40%)

• Heart Failure (HF): Beta-Blocker Therapy for Left Ventricular Systolic Dysfunction (LVSD)

• Anti-Depressant Medication Management

• Primary Open-Angle Glaucoma (POAG): Optic Nerve Evaluation:

• Age-Related Macular Degeneration (AMD): Dilated Macular Examination

• Diabetic Retinopathy: Documentation of Presence or Absence of Macular Edema and Level of Severity of Retinopathy

• Diabetic Retinopathy: Communication with the Physician Managing Ongoing Diabetes Care

• Perioperative Care: Selection of Prophylactic Antibiotic – First OR Second Generation Cephalosporin

• Perioperative Care: Discontinuation of Prophylactic Parenteral Antibiotics (Non-Cardiac Procedures)

• Perioperative Care: Venous Thromboembolism (VTE) Prophylaxis (When Indicated in ALL Patients)

• Osteoporosis: Communication with the Physician Managing On-going Care Post-Fracture of Hip, Spine or Distal Radius for Men and Women Aged 50 Years and Older

• Stroke and Stroke Rehabilitation: Discharged on Antithrombotic Therapy

• Stroke and Stroke Rehabilitation: Anticoagulant Therapy Prescribed for Atrial Fibrillation (AF) at Discharge

• Screening or Therapy for Osteoporosis for Women Aged 65 Years and Older

• Osteoporosis: Management Following Fracture of Hip, Spine or Distal Radius for Men and Women Aged 50 Years and Older

• Osteoporosis: Pharmacologic Therapy for Men and Women Aged 50 Years and Older

• Coronary Artery Bypass Graft (CABG): Use of Internal Mammary Artery (IMA) in Patients with Isolated CABG Surgery

• Coronary Artery Bypass Graft (CABG): Preoperative Beta-Blocker in Patients with Isolated CABG Surgery

• Medication Reconciliation

• Care Plan

• Urinary Incontinence: Assessment of Presence or Absence of Urinary Incontinence in Women Aged 65 Years and Older

• Urinary Incontinence: Plan of Care for Urinary Incontinence in Women Aged 65 Years and Older

• Chronic Obstructive Pulmonary Disease (COPD): Spirometry Evaluation

• Chronic Obstructive Pulmonary Disease (COPD): Inhaled Bronchodilator Therapy

• Asthma Pharmacologic Therapy for Persistent Asthma - Ambulatory Care Setting

• Emergency Medicine: 12-Lead Electrocardiogram (ECG) Performed for Non-Traumatic Chest Pain

• Appropriate Treatment for Children with Upper Respiratory Infection (URI)

• Appropriate Testing for Children with Pharyngitis

• Hematology: Myelodysplastic Syndrome (MDS) and Acute Leukemias: Baseline

• Cytogenetic Testing Performed on Bone Marrow

• Hematology: Myelodysplastic Syndrome (MDS): Documentation of Iron Stores in Patients Receiving Erythropoietin Therapy

• Hematology: Multiple Myeloma: Treatment with Bisphosphonates

• Hematology: Chronic Lymphocytic Leukemia (CLL): Baseline Flow Cytometry

• Breast Cancer: Hormonal Therapy for Stage I-C -IIc Estrogen Receptor/Progestosterone Receptor (ER/PR) Positive Breast Cancer

• Colon Cancer: Chemotherapy for AJCC Stage III Colon Cancer Patients

• Prevention of Central Venous Catheter (CVC)-Related Bloodstream Infections

• Adult Kidney Disease: Hemodialysis Adequacy: Solute

• Adult Kidney Disease: Peritoneal Dialysis Adequacy: Solute

• Hepatitis C: Ribonucleic Acid (RNA) Testing Before Initiating Treatment

• Hepatitis C: Hepatitis C Virus (HCV) Genotype Testing Prior to Treatment

• Hepatitis C: Hepatitis C Virus (HCV) Ribonucleic Acid (RNA) Testing Between 4-12 Weeks After Initiation of Treatment

• Acute Otitis Externa (AOE): Topical Therapy

• Acute Otitis Externa (AOE): Systemic Antimicrobial Therapy – Avoidance of Inappropriate Use

• Breast Cancer Resection Pathology Reporting: pT Category (Primary Tumor) and pN Category (Regional Lymph Nodes) with Histologic Grade

• Colorectal Cancer Resection Pathology Reporting: pT Category (Primary Tumor) and pN Category (Regional Lymph Nodes) with Histologic Grade

• Prostate Cancer: Avoidance of Overuse of Bone Scan for Staging Low Risk Prostate Cancer Patients

• Prostate Cancer: Adjuvant Hormonal Therapy for High Risk Prostate Cancer Patients

• Adult Major Depressive Disorder (MDD): Suicide Risk Assessment

• Rheumatoid Arthritis (RA): Disease Modifying Anti-Rheumatic Drug (DMARD) Therapy

• Osteoarthritis (OA): Function and Pain Assessment

• Breast Cancer Screening

• Colorectal Cancer Screening

• Antibiotic Treatment for Adults with Acute Bronchitis: Avoidance of Inappropriate Use

• Diabetes: Eye Exam

• Coronary Artery Disease (CAD): Angiotensin-Converting Enzyme (ACE) Inhibitor or Angiotensin Receptor Blocker (ARB) Therapy – Diabetes or Left Ventricular Systolic Dysfunction (LVEF < 40%)

• Diabetes: Medical Attention for Nephropathy

• Adult Kidney Disease: Laboratory Testing (Lipid Profile)

• Adult Kidney Disease: Blood Pressure Management

• "Diabetes Mellitus: Diabetic Foot and Ankle Care, Peripheral Neuropathy –

• Neurological Evaluation"

• Diabetes Mellitus: Diabetic Foot and Ankle Care, Ulcer Prevention – Evaluation of Footwear

• Preventive Care and Screening: Body Mass Index (BMI) Screening and Follow-Up Plan

• Documentation of Current Medications in the Medical Record

• Pain Assessment and Follow-Up

• Preventive Care and Screening: Screening for Clinical Depression and Follow-Up Plan

• Melanoma: Continuity of Care – Recall System

• Melanoma: Coordination of Care

• Age-Related Macular Degeneration (AMD): Counseling on Antioxidant Supplement

• Primary Open-Angle Glaucoma (POAG): Reduction of Intraocular Pressure (IOP) by 15% OR Documentation of a Plan of Care for Pain

• Oncology: Medical and Radiation – Pain Intensity Quantified

• Oncology: Medical and Radiation – Plan of Care for Pain

• Radiology: Exposure Time Reported for Procedures Using Fluoroscopy

• Radiology: Inappropriate Use of "Probably Benign" Assessment Category in Mammography Screening

• Nuclear Medicine: Correlation with Existing Imaging Studies for All Patients Undergoing Bone Scintigraphy

• Falls: Risk Assessment

• Falls: Plan of Care

• Oncology: Radiation Dose Limits to Normal Tissues

• HIV/AIDS: Pneumocystis Jiroveci Pneumonia (PCP) Prophylaxis

• Diabetes: Foot Exam

• Coronary Artery Bypass Graft (CABG): Prolonged Intubation

• Coronary Artery Bypass Graft (CABG): Deep Sternal Wound Infection Rate

• Coronary Artery Bypass Graft (CABG): Stroke

• Coronary Artery Bypass Graft (CABG): Postoperative Renal Failure

• Coronary Artery Bypass Graft (CABG): Surgical Re-Exploration

• Hemodialysis Vascular Access Decision-Making by Surgeon to Maximize Placement of Autogenous Arterial Venous (AV) Fistula

• Preventive Care and Screening: Unhealthy Alcohol Use – Screening

• Rheumatoid Arthritis (RA): Tuberculosis Screening

• Rheumatoid Arthritis (RA): Periodic Assessment of Disease Activity

• Rheumatoid Arthritis (RA): Functional Status Assessment

• Rheumatoid Arthritis (RA): Assessment and Classification of Disease Prognosis

• Rheumatoid Arthritis (RA): Glucocorticoid Management

• Elder Maltreatment Screen and Follow-Up Plan

• Functional Outcome Assessment

• Hepatitis C: Hepatitis A Vaccination

• Colonoscopy Interval for Patients with a History of Adenomatous Polyps – Avoidance of Inappropriate Use

• Stroke and Stroke Rehabilitation: Thrombolytic Therapy

• Cataracts: 20/40 or Better Visual Acuity within 90 Days Following Cataract Surgery

• Cataracts: Complications within 30 Days Following Cataract Surgery Requiring Additional Surgical Procedures

• Perioperative Temperature Management

• Oncology: Cancer Stages Documented

• Radiology: Stenosis Measurement in Carotid Imaging Reports

• Ischemic Vascular Disease (IVD): Use of Aspirin or Another Antithrombotic

• HIV/AIDS: Sexually Transmitted Disease Screening for Chlamydia, Gonorrhea, and Syphilis

• Functional Deficit: Change in Risk-Adjusted Functional Status for Patients with Knee Impairments

• Functional Deficit: Change in Risk-Adjusted Functional Status for Patients with Hip Impairments

• Functional Deficit: Change in Risk-Adjusted Functional Status for Patients with Lower Leg, Foot or Ankle Impairments

• Functional Deficit: Change in Risk-Adjusted Functional Status for Patients with Lumbar Spine Impairments

• Functional Deficit: Change in Risk-Adjusted Functional Status for Patients with Shoulder Impairments

• Functional Deficit: Change in Risk-Adjusted Functional Status for Patients with Elbow, Wrist or Hand Impairments

• Functional Deficit: Change in Risk-Adjusted Functional Status for Patients with Lumbar Spine Impairments

• Functional Deficit: Change in Risk-Adjusted Functional Status for Patients with Shoulder Impairments

• Functional Deficit: Change in Risk-Adjusted Functional Status for Patients with Elbow, Wrist or Hand Impairments

• Functional Deficit: Change in Risk-Adjusted Functional Status for Patients with Neck, Cranium, Mandible, Thoracic Spine, Ribs, or Other General Orthopedic Impairments

• Melanoma: Overutilization of Imaging Studies in Melanoma

• Radiology: Reminder System for Screening Mammograms

• Preventive Care and Screening: Tobacco Use: Screening and Cessation Intervention

• Controlling High Blood Pressure

• Use of High-Risk Medications in the Elderly

• Weight Assessment and Counseling for Nutrition and Physical Activity for Children and Adolescents

• Childhood Immunization Status

• Ischemic Vascular Disease (IVD): Complete Lipid Profile and LDL-C Control (< 100 mg/dL)

• Coronary Artery Disease (CAD): Symptom Management

• Cardiac Rehabilitation Patient Referral from an Outpatient Setting

• Barrett's Esophagus

• Radical Prostatectomy Pathology Reporting

• Quantitative Immunohistochemical (IHC) Evaluation of Human Epidermal Growth Factor Receptor 2 Testing (HER2) for Breast Cancer Patients

• "Ultrasound Determination of Pregnancy Location for Pregnant Patients with Abdominal Pain"

• Rh Incompatibility (Rhogam) for Rh-Negative Pregnant Women at Risk of Fetal Blood Exposure

• Statin Therapy at Discharge after Lower Extremity Bypass (LEB)

• Rate of Open Repair of Small or Moderate Non-Ruptured Abdominal Aortic Aneurysms (AAA) without Major Complications (Discharged to Home by Post-Operative Day #7)

• Rate of Endovascular Aneurysm Repair (EVAR) of Small or Moderate Non-Ruptured Abdominal Aortic Aneurysms (AAA) without Major Complications (Discharged to Home by Post-Operative Day #2)

• Rate of Carotid Endarterectomy (CEA) for Asymptomatic Patients, without Major Complications (Discharged to Home by Post-Operative Day #2)

• Referral for Otolgic Evaluation for Patients with Acute or Chronic Dizziness

• Image Confirmation of Successful Excision of Image-Localized Breast Lesion

• Preoperative Diagnosis of Breast Cancer

• Sentinel Lymph Node Biopsy for Invasive Breast Cancer

• Biopsy Follow-Up

• Epilepsy: Counseling for Women of Childbearing Potential with Epilepsy

• Inflammatory Bowel Disease (IBD): Preventive Care: Corticosteroid Sparing Therapy

• Inflammatory Bowel Disease (IBD): Preventive Care: Corticosteroid Related Iatrogenic Injury – Bone Loss Assessment

• Inflammatory Bowel Disease (IBD): Testing for Latent Tuberculosis (TB) before Initiating Anti-TNF (Tumor Necrosis Factor) Therapy

• Inflammatory Bowel Disease (IBD): Testing of Hepatitis B Virus (HBV) Status Before Initiating Anti-TNF (Tumor Necrosis Factor) Therapy

• Sleep Apnea: Assessment of Sleep Symptoms

• Sleep Apnea: Severity Assessment at Initial Diagnosis

• Sleep Apnea: Positive Airway Pressure Therapy Prescribed

• Sleep Apnea: Assessment of Adherence to Positive Airway Pressure Therapy

• Dementia: Staging of Dementia

• Dementia: Cognitive Assessment

• Dementia: Functional Status Assessment

• Dementia: Neuropsychiatric Symptom Assessment

• Dementia: Management of Neuropsychiatric Symptoms

• Dementia: Screening for Depressive Symptoms

• Dementia: Counseling Regarding Safety Concerns

• Dementia: Counseling Regarding Risks of Driving

• Dementia: Caregiver Education and Support

• Parkinson's Disease: Annual Parkinson's Disease Diagnosis Review

• Parkinson's Disease: Psychiatric Disorders or Disturbances Assessment

• Parkinson's Disease: Cognitive Impairment or Attention Assessment

• Parkinson's Disease: Querying about Sleep Disturbances

• Parkinson's Disease: Rehabilitative Therapy Options

• Parkinson's Disease: Parkinson's Disease Medical and Surgical Treatment Options Reviewed

• Cataracts: Improvement in Patient's Visual Function within 90 Days Following Cataract Surgery

• Cataracts: Patient Satisfaction within 90 Days Following Cataract Surgery

• Initiation and Engagement of Alcohol and Other Drug Dependence Treatment

• Cervical Cancer Screening

• Chlamydia Screening for Women

• Use of Appropriate Medications for Asthma

• Use of Imaging Studies for Low Back Pain

• Preventive Care and Screening: Cholesterol – Fasting Low Density Lipoprotein (LDL-C) Test Performed AND Risk-Stratified Fasting LDL-C

• Preventive Care and Screening: Screening for High Blood Pressure and Follow-Up Documented

• Falls: Screening for Fall Risk

• Appropriate Follow-Up Interval for Normal Colonoscopy in Average Risk Patients

• CAHHS for PQRS Clinician/Group Survey

• Cardiac Stress Imaging Not Meeting Appropriate Use Criteria: Preoperative Evaluation in Low-Risk Surgery Patients

• Cardiac Stress Imaging Not Meeting Appropriate Use Criteria: Routine Testing After Percutaneous Coronary Intervention (PCI)

• Cardiac Stress Imaging Not Meeting Appropriate Use Criteria: Testing in Asymptomatic, Low-Risk Patients

• Adult Major Depressive Disorder (MDD): Coordination of Care of Patients with Specific Comorbid Conditions

• Atrial Fibrillation and Atrial FFlutter: Chronic Anticoagulation Therapy

• Pediatric Kidney Disease: Adequacy of Volume Management:

• Pediatric Kidney Disease: ESRD Patients Receiving Dialysis: Hemoglobin Level < 10 g/dL

• Adult Kidney Disease: Catheter Use at Initiation of Hemodialysis

• Adult Kidney Disease: Catheter Use for Greater Than or Equal to 90 Days

• Adult Sinusitis: Antibiotic Prescribed for Acute Sinusitis (Appropriate Use)

• Adult Sinusitis: Appropriate Choice of Antibiotic: Amoxicillin Prescribed for Patients with Acute Bacterial Sinusitis (Appropriate Use)

• Adult Sinusitis: Computerized Tomography for Acute Sinusitis (Overuse)

• Adult Sinusitis: More than One Computerized Tomography (CT) Scan Within 90 Days for Chronic Sinusitis (Overuse)

• Maternity Care: Elective Delivery or Early Induction Without Medical Indication at ≥ 37 and < 39 Weeks

• Maternity Care: Post-Partum Follow-Up and Care Coordination

• Tuberculosis Prevention for Psoriasis, Psoriatic Arthritis and Rheumatoid Arthritis Patients on a Biological Immune Response Modifier

• HIV Viral Load Suppression

• Prescription of HIV Antiretroviral Therapy

• HIV Medical Visit Frequency

• Pain Brought Under Control Within 48 Hours

• Screening: Colonoscopy Adenoma Detection Rate Measure

• Rate of Carotid Artery Stenting (CAS) for Asymptomatic Patients, Without Major Complications (Discharged to Home by Post-Operative Day #2)

• Rate of Postoperative Stroke or Death in Asymptomatic Patients Undergoing Carotid Artery Stenting (CAS)

• "Rate of Postoperative Stroke or Death in Asymptomatic Patients undergoing Carotid Endarterectomy (CEA)"

• Rate of Endovascular Aneurysm Repair (EVAR) of Small or Moderate Non-Ruptured Abdominal Aortic Aneurysms (AAA) Who Die While in Hospital

• HRS-3: Implantable Cardioverter-Defibrillator (ICD) Complications Rate

• Optimal Vascular Composite

• Total Knee Replacement: Shared Decision-Making: Trial of Conservative (Non-surgical) Therapy

• Total Knee Replacement: Venous Thromboembolic and Cardiovascular Risk Evaluation

• Total Knee Replacement: Preoperative Antibiotic Infusion with Proximal Tourniquet

• Total Knee Replacement: Identification of Implanted Prosthesis in Operative Report

• Anastomotic Leak Intervention

• Unplanned Reoperation within the 30 Day Postoperative Period

• Unplanned Hospital Readmission within 30 Days of Principal Procedure

• Surgical Site Infection (SSI)

• Patient-Centered Surgical Risk Assessment and Communication

• Optimizing Patient Exposure to Ionizing Radiation: Utilization of a Standardized Nomenclature for Computed Tomography (CT) Imaging Description

• Optimizing Patient Exposure to Ionizing Radiation: Count of Potential High Dose Radiation Imaging Studies: Computed Tomography (CT) and Cardiac Nuclear Medicine Studies

• Optimizing Patient Exposure to Ionizing Radiation: Reporting to a Radiation Dose Index Registry

• Optimizing Patient Exposure to Ionizing Radiation: Computed Tomography (CT) Images Available for Patient Follow-up and Comparison Purposes

CMS 2015 PQRS List

258 Measures!

https://www.cms.gov/apps/ama/license.aspx?file=/PQRS/downloads/PQRS_2015_Measure_List_122314.xlsx

• Optimizing Patient Exposure to Ionizing Radiation: Search for Prior Computed Tomography (CT) Studies Through a Secure, Authorized, Media-Free, Shared Archive

• Optimizing Patient Exposure to Ionizing Radiation: Appropriateness: Follow-up CT Imaging for Incidentally Detected Pulmonary Nodules According to Recommended Guidelines

• Hemoglobin A1c Test for Pediatric Patients

• ADHD: Follow-Up Care for Children Prescribed Attention-Deficit/Hyperactivity Disorder (ADHD) Medication

• Bipolar Disorder and Major Depression: Appraisal for Alcohol or Chemical Substance Use

• HIV/AIDS: Medical Visit

• Pregnant Women that had HbA1c Testing

• Depression Remission at Twelve Months

• Depression Utilization of the PHQ-9 Tool

• Maternal Depression Screening

• Hypertension: Improvement in Blood Pressure

• Closing the Referral Loop: Receipt of Specialist Report

• Functional Status Assessment for Knee Replacement

• Functional Status Assessment for Hip Replacement

• Functional Status Assessment for Complex Chronic Conditions

• Children Who Have Dental Decay or Cavities

• Primary Care: Prevention Intervention as Offered by Primary Care Providers, including Dentists

• ADE Prevention and Monitoring: Warfarin Time in Therapeutic Range

• HIV/AIDS: RNA Control for Patients with HIV

• Child and Adolescent Major Depressive Disorder (MDD): Suicide Risk Assessment

• Adherence to Antipsychotic Medications for Individuals with Schizophrenia

• Adult Primary Rhegmatogenous Retinal Detachment Repair Success Rate

• Adult Primary Rhegmatogenous Retinal Detachment Surgery Success Rate

• Amyotrophic Lateral Sclerosis (ALS) Patient Care Preferences

• Annual Hepatitis C Virus (HCV) Screening for Patients who are Active Injection Drug Users

• Cataract Surgery with Intra-Operative Complications (Unplanned Rupture of Posterior Capsule Requiring Unplanned Vitrectomy)

• Cataract Surgery: Difference Between Planned and Final Refraction

• Discussion and Shared Decision Making Surrounding Treatment Options

• Follow-up After Hospitalization for Mental Illness (FUM)

• HRS-12: Cardiac Tamponade and/or Pericardioecetosis Following Atrial Fibrillation Ablation

• HRS-9: Infection within 180 Days of Cardiac Implantable Electronic Device (CIED) Implantation, Replacement, or Revision

• Immunizations for Adolescents

• Lung Cancer Reporting (Biopsy/Cytology Specimens)

• Lung Cancer Reporting (Resection Specimens)

• Melanoma Reporting

• Optimal Asthma Control

• Post-Procedure Optimal Medical Therapy Composite (Percutaneous Coronary Intervention)

• Hepatitis C: One-Time Screening for Hepatitis C Virus (HCV) for Patients at Risk

• Screening for Hepatocellular Carcinoma (HCC) in Patients with Hepatitis C Cirrhosis

• Tobacco Use and Help with Quitting Among Adolescents



< Back to Search Results Home > Find a Doctor > Find a Cardiology Specialist > Michigan (MI) > Grand Rapids > Dr. David Fermin, MD



Dr. David Fermin, MD

Specializes in Cardiology • Male • Age 40

SAVE

SHARE

Patient Satisfaction

★★★★★

1 response

Take a survey

West Michigan Heart

2900 Bradford St NE
Grand Rapids, MI 49525

Phone Number & Directions >



COMPARE

Overview

Experience

Hospital Quality

Patient Satisfaction

5.0 1 response

★★★★★

Likelihood of recommending Dr. Fermin to family and friends

★★★★★ 1 response

Dr. Fermin's Office & Staff

Ease of scheduling urgent appointments

★★★★★ 1 response

Office environment, cleanliness, comfort, etc.

★★★★★ 1 response

Staff friendliness and courteousness

★★★★★ 1 response

Total wait time (waiting & exam rooms)

10 – 15 minutes 1 response

Experience with Dr. Fermin

Level of trust in provider's decisions

★★★★★ 1 response

How well provider explains medical condition(s)

★★★★★ 1 response

How well provider listens and answers questions

★★★★★ 1 response

Spends appropriate amount of time with patients

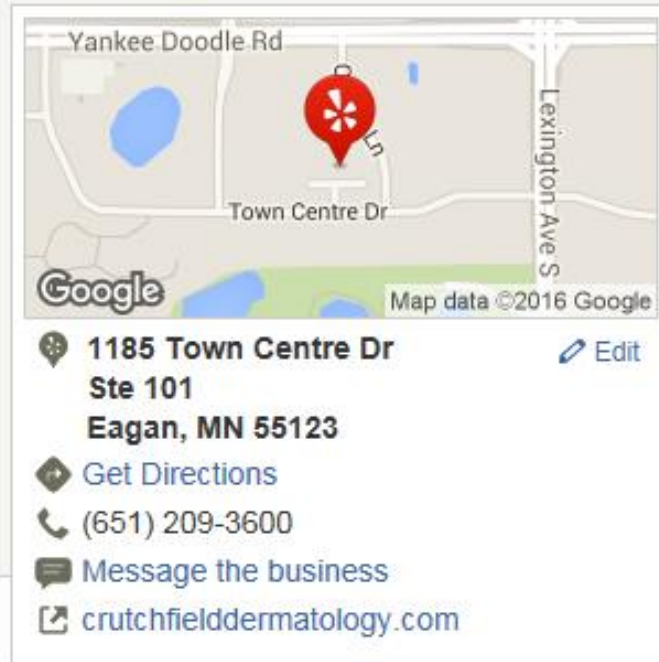
★★★★★ 1 response

[Sign Up](#)[Home](#)[About Me](#)[Write a Review](#)[Find Friends](#)[Messages](#)[Talk](#)[Events](#)[Log In](#)

Crutchfield Dermatology



12 reviews

[Details](#)[★ Write a Review](#)[Add Photo](#)[Share](#)[Bookmark](#)[Dermatologists](#)[Edit](#)

★★★★★ 3/28/2016

I'm a particular guy, I like results. Dr Crutchfield is about results. He understands the latest methods, and uses the most aggressive to get you cured.

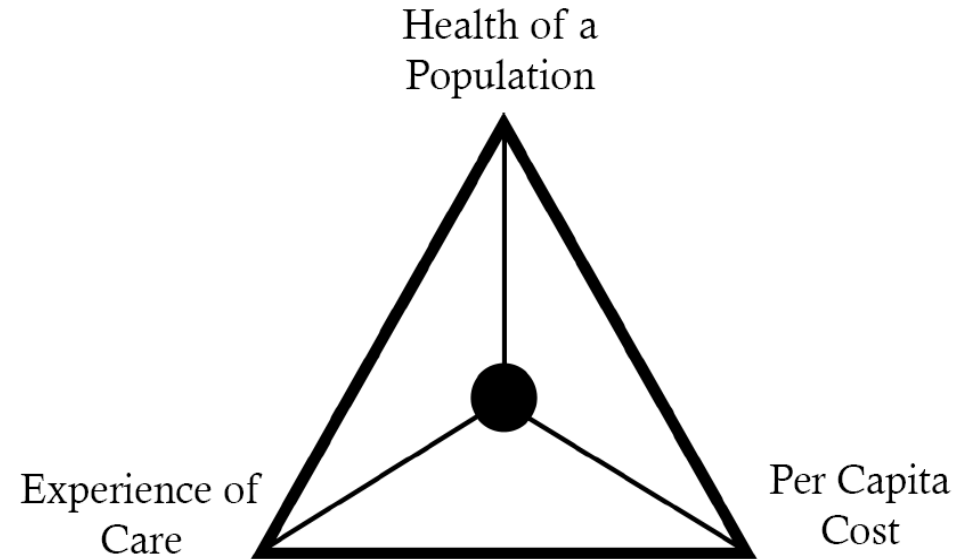
He is a sole practitioner. He has lots of nurse-practioners who do the intake, get your history at each visit, do a blood draw if necessary, etc. After that - Dr Crutchfield will see you.

Commercial Payer Quality Incentive Programs

	BCBS	HealthPartners	Medica	PreferredOne	Total
Optimal Diabetes	\$X	\$X	\$X		\$X
Colon Cancer Screening	\$X		\$X		\$X
Optimal Vascular Disease	\$X				\$X
Breast Cancer Screening	\$X	\$X	\$X	\$X	\$X
Depression Care	\$X				\$X
Optimal Asthma Adults	\$X				\$X
Optimal Asthma Children	\$X				\$X
CG-CAHPS	\$X				\$X
Potentially Prevent Admits	\$X				\$X
Potentially Prevent Comp	\$X				\$X
Potentially Prevent Readmit	\$X				\$X
Potentially Prevent ER	\$X				\$X
					~\$4,000,000





Payment Reform

Population-based payment with accountability for risk-adjusted cost, quality, and experience of care.




The *Triple Aim*

CHANGING THE WAY WE PAY FOR HEALTHCARE

From		To
Pay for Procedure		Pay for Quality and Results
Pay for 150,000 ICD-10 Codes		Pay for Risk Adjusted Total Cost
Pay for Sickness		Pay for Chronic Illness Management and Coordination
Pay for In-person, Exam Room Care		Also Pay for Online, Technology Supported Care

Cost

**Volume Driven
Healthcare**



**Value Driven
Healthcare**

Quality

Appendix